



# IDEA BOOK

## 2025



# Overview

---

For over 20 years, Creative Home Engineering has been building the world's most imaginative, unique, and highest quality secret doors. With more than 3,000 projects delivered to customers around the globe one thing is for certain; nobody designs and engineers products like we do. We hope this idea book serves as the spark to help you envision your next secret door project and highlight why Creative Home Engineering is the perfect partner to share that vision with.

**-Steven Humble**  
President And Founder





# What Our Customers Say



This company has all the resources to provide a totally custom project for any interested party. They use computerized drawings to show the customer how the project will look and function. They have a massive manufacturing space to create the actual product.

Their staff is friendly, reliable, and very competent in what they do. The hidden room in my house makes a memorable impression to anyone who sees it, and the mechanics of it opening and closing are very well made. Just dream your project and they will deliver!



**-Louise Kircher**



Creative Home Engineering is the most amazing group of talent. Two entirely separate projects were completed in my home and they have completely changed the space...for the BETTER. Having two secret passageways seems like a bit extreme but they are both completely functional and usable.

The team drove out from PHX to LA and were extremely reliable, quick and the most of all respectful – AKA....they kept the house clean, didn't drag the project out longer than needed and put their heart into the finished product.



**-D.V.**



Steven and his team did an amazing job installing a hidden passage / custom bookshelf in my office. The hidden door leads to a vintage 80's style arcade. I am very pleased with the process and the final product.

I would highly recommend Creative Home Engineering to anyone looking to create a fun and Functional showpiece for their home or office.



**-Darren Campbell**

# Project Types

At Creative Home Engineering we design and build secret doors for a variety of purposes. No matter what your requirements are, we can build a door to fit your needs and exceed your expectations.

48%

Ultra High Security / Vault

37%

Medium Security

15%

Low Security / Fun



# Our Process →

Our Proven Methodology For Producing The Right Door System And Seamless Fit, Every Time.

## 1 Choose A Division: Custom Or Standard



Clients may either commission a custom secret door with a unique design and options for motorization, extreme high security, exotic species and finishes and more, or choose from a list of standard secret door styles with much lower prices, but limited design options.

## 2 Choose A Door Style




Every door we build is unique and designed with each specific client's needs and desires in mind, but most projects fit into one overall category for camouflaging. Our website offers inspiration on past projects hidden as bookcases, mirrors, fireplaces, and more.

## 3 Initial Contact By Phone Or Email




During our initial contact we gather information about your project including dimensions, style, wood finish, location details, and security requirements. This information helps our engineers put together a formal price quote.

## 4 Project Proposal



Using the information gathered in Step 3, our engineers put together a proposal for you that details the features, finishes, cost, and installation options included in your project.

## 5 Client Approval Drawings




Our team designs the door system around your home using 3D CAD software. We then provide detailed drawings that show your door in both the open and closed positions along with exact opening requirements in order to guarantee a perfect fit. We make as many revisions as necessary (at no extra cost) until the design is perfect. We want you to love it.

## 6 Fabrication



Once you approve the drawings, our craftsmen begin building your secret door using hand-picked lumber. The doors are stained or painted in a dust-free room for a lasting finish. Our engineers meticulously hand-assemble each door using specialized jigs to simulate the installation environment. Each door undergoes life-cycle testing to ensure durability.

## 7 Crating And Shipment



After testing, photographs are sent to the customer before the door is removed from its testing environment and carefully crated for shipment to the owner. Each crate we build is customized. The door and its additional components such as shelves, moldings, or cabinet doors are wrapped carefully and packaged along with it. Our packaging procedure exceeds carrier standards.

## 8 Installation



Most projects come pre-hung and ready to install. This makes the installation so simple that it can be performed by any local handyman, trim carpenter, or door installer. Each passageway comes with a set of installation instructions and unlimited free telephone support. Installation services by our technicians are available worldwide upon request.



Price Range: \$2,500+

# Project Example 1 →

**Project Type:** Wall Mirror

**Finish:** Stained And Hand Painted

**Species:** Alder

**Unique Features:** Antiqued Gold Finish.  
Floor To Ceiling Mirror.



## Overview

Mirror secret doors can make for the perfect camouflage because they are so versatile. They look natural in hallways, bathrooms, bedrooms, closets, and more. They're also some of the most cost-effective camouflage secret doors that we make, and can easily be modified. The mirror door pictured above created a convenient shortcut between a master bathroom and an adjacent closet. It is shown here with an ornately carved gold frame and a threshold for maximum camouflage.



Price Range: \$8,500+


## Project Example 2 →

**Project Type:** Single Bookcase

**Finish:** Stained And Distressed

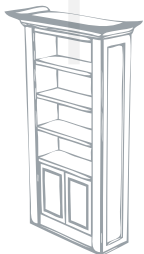
**Species:** Alder

**Unique Features:** Stunning Bookcase Door Was Designed As An Entrance To Game Room. The Intricately Carved Bookcase Provided A Centerpiece In And Of Itself In The Modern Home.



### Overview

Bookcases are the quintessential camouflage method that most people think of when you say the words "secret passageway". The children's playroom in the house pictured here was only accessed through a dining area so this display case was the perfect fit. Old world ornate carvings and the distressed finish sets this piece apart as a real show stopper.





Price Range: \$13,000+


# Project Example 3 →

**Project Type:** Double Bookcase

**Finish:** Painted

**Species:** Maple

**Unique Features:** Hexagon Tile Camouflage  
On Reverse Side Of Secret Door



## Overview

When an extra wide clear opening is required a double door bookcase can fit the bill. At Creative Home Engineering we design each project virtually prior to building it, in part so we can show the client exactly what their secret door will look like in both the open and closed positions. This allows you to order with confidence that their opening will be wide enough for their application. Structural steel trusses cleverly concealed behind the woodwork enable doors like these to carry a full compliment of books without sagging or warping.



Price Range: \$20,000+

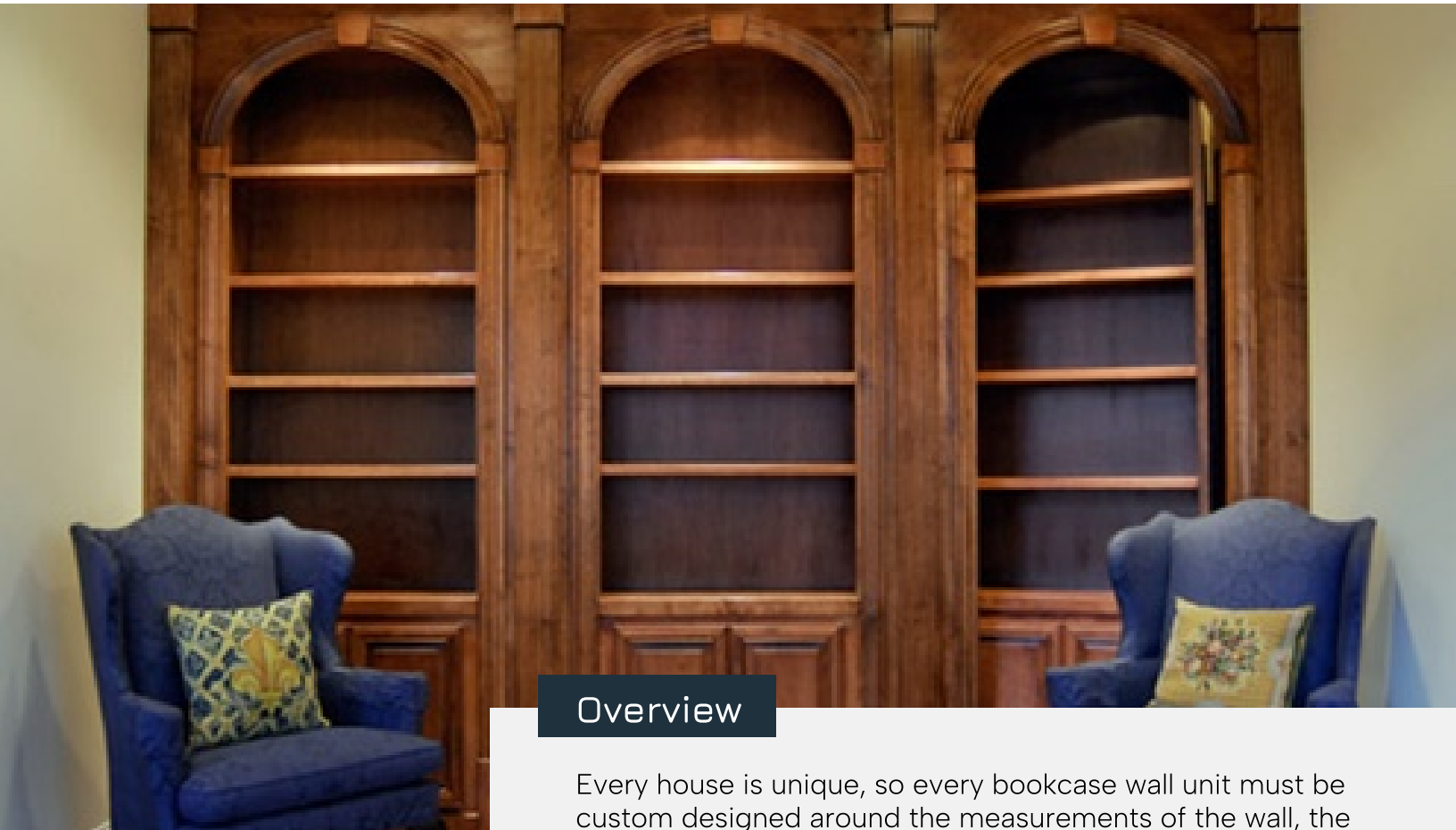
# Project Example 4 →

**Project Type:** Triple Bookcase

**Finish:** Stained

**Species:** Alder

**Unique Features:** Electromagnetic Locking System.



## Overview

Every house is unique, so every bookcase wall unit must be custom designed around the measurements of the wall, the style and decor of the home, and the clients security and other requirements. The stately bookcase pictured here features classical design elements that enabled it to blend in perfectly with the rest of the home.





Price Range: \$12,000+

## Project Example 5 →

**Project Type:** Fireplace Door

**Finish:** Powder Coated


**Material:** Natural Stone / Steel

**Unique Features:** Multi-Directional Movement, Full Motorization



### Overview

Fireplace secret passageways are among the most visually impressive projects that we make. This one provided the perfect way to escape from a formal drawing room down to a secret basement. When the correct notes (the James Bond theme song) are played on a nearby piano, the fully motorized 1,000 pound firebox slides in a complex motion – first straight back and then to the side to create the opening. Force sensors make sure the fireplace is safe to use even for kids. We also custom designed the stone fireplace surround to fit with the decor and provide just the right amount of head room.



Price Range: \$25,000+


# Project Example 6 →

**Project Type:** Double Slider

**Finish:** Metallic Powder Coated Steel

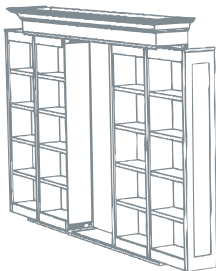
**Species:** Paint Grade Pennsylvania Birch Top

**Unique Features:** Electromagnetic Locking System. Fully Automated Opening And Closing.



## Overview

The double sliding cabinet unit is one of our most popular secret door configurations on account of its visually striking appearance. This project was built almost entirely from steel with a powder coated finish so it would look natural in a high-end garage condo. The 2 motorized cabinets slide towards one another on command and lock security into place to keep the entrance to the vault room hidden from prying eyes.



Price Range: \$2,900+

## Project Example 7



**Project Type:** Wainscotting

**Finish:** Painted

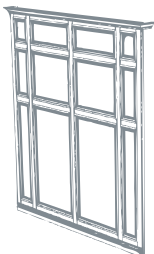
**Species:** Alder

**Unique Features:** Hidden Switch, Electromagnetic Locking System.



### Overview

Panel secret doors (also called wainscot doors) create a refined, elegant style. The same concept can be employed with varying panel designs to look natural in all kinds of settings from traditional to modern to industrial. Panel doors are also offered in a kit form, where you can provide your own panels and design layout while leaving the secret door and door frame, locking system and access control to us. The panel door pictured here reveals a staircase leading to a subterranean residential shooting range.





Price Range: \$10,000+


# Project Example 8 →

**Project Type:** Stone Facade

**Finish:** NA

**Material:** Cultured Stone On Steel Chassis

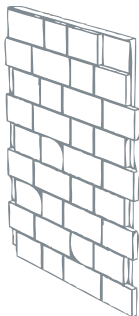
**Unique Features:** Electromagnetic Locking System. Bulletproof Door.



## Overview



The sheer mass of stone makes cultured stone walls instantly recognizable as imposing, immovable surfaces. So people's jaws hit the floor when an entire wall of stone opens to reveal a secret passageway. But in order to withstand the weight without sagging or warping, these doors must be specially reinforced. The stones can be turned into large buttons that must be pressed in just the right sequence to gain access.



Meet Our  
**Key Team  
Members**



**Steve Humble**  
President



**Daniel Stock**  
Product Manager



**Travis Humble**  
Lead Designer



**Todd Bredeson**  
Shop Foreman





**CREATIVE**  
HOME ENGINEERING

Contact Us:



**Steve Humble**  
President

Creative Home Engineering  
1325 North Melba Ct.  
Gilbert, AZ 85233  
P: 480-531-5813  
E: [Info@Hiddenpassageway.Com](mailto:Info@Hiddenpassageway.Com)  
Contractor's License: #ROC203267